

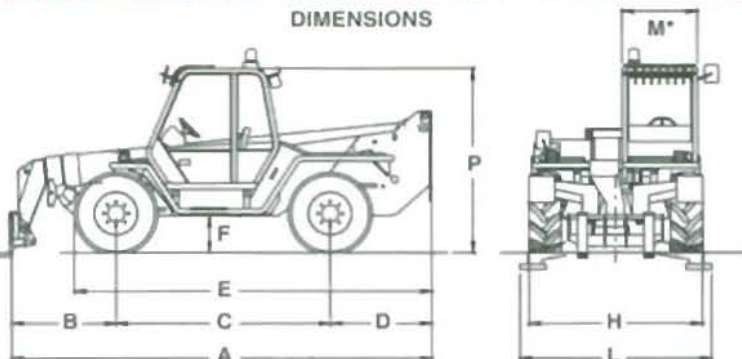


# PANORAMIC P 35.13 EVS

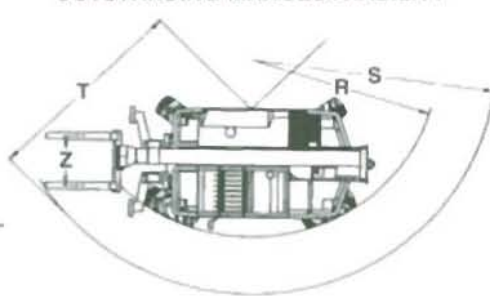
A	mm	5 410
B	mm	1 360
C	mm	2 750
D	mm	1 300
E	mm	4 585
F	mm	480
H	mm	2 220
L	mm	2 420
M	mm	940
P	mm	2 480
R	mm	3 920
S	mm	5 040
T	mm	3 970
Z	mm	850

\* Internal width

### DIMENSIONS



### OUTSTANDING MANOEUVRABILITY



### WEIGHTS

Machine weights with forks kg 8820

### PERFORMANCES

Max. lift capacity	kg	3500
Max. lift height	mm	13030
Max. reach	mm	8630
Max. height at full capacity	mm	7150
Max. reach at full capacity	mm	2400
Max. capacity at full height	kg	2500
Max. capacity at full reach	kg	1000
Tear-out force with 800 l bucket	kg	4980
Drawbar pull	kg	5850
Carriage rotation	deg	140

### OPERATING TIMES

Boom lift	sec	11.5
Boom lower	sec	13
Boom extend	sec	16
Boom retract	sec	14
Full carriage tilt	sec	5
800 l bucket dump	sec	1.5

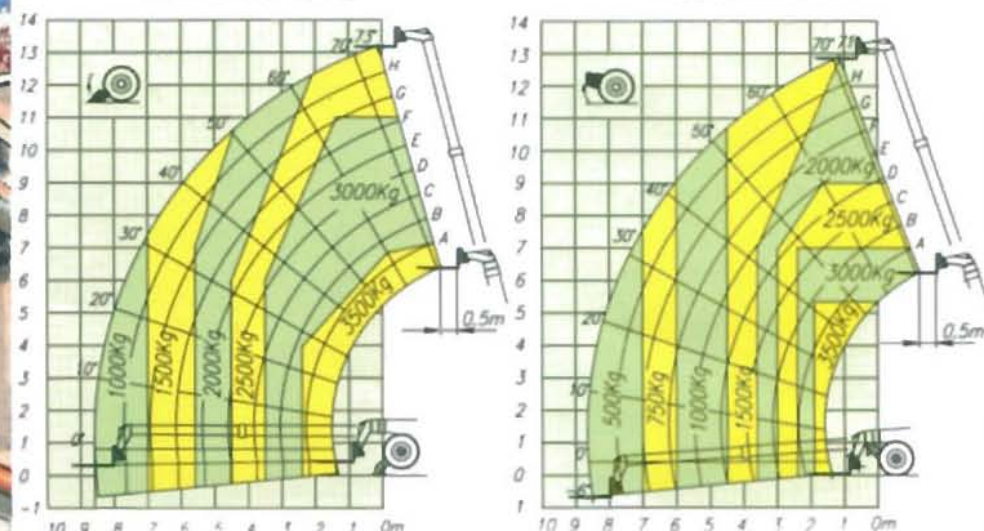
### TRAVEL SPEED

1st gear	kph	7
2nd gear	kph	24

### P 35.13 EVS

#### WITH STABILIZERS

#### FREE ON WHEELS



Lift capacities at 500 mm load centre - FEM 4001r - EN 1459 Annex B

### OPERATOR'S CAB

Structure complies with EEC directives 86/295 (ROPS) and 86/296 (FOPS).

The cab is mounted on rubber antivibration blocks and fitted with noise dampening panels.

Front and rear screens are fitted with wipers and can be opened for additional ventilation.

Boom and carriage are operated by "2 in 1" joystick levers. Instrumentation includes: Tachometer/Revolution counter, hour meter, fuse box, check-control panel showing blocked engine air filter, hydrostatic oil level and temperature, engine oil pressure, coolant temperature, parking brake warning light.

Centralized pressure test gauge.

Also as standard is a cab heater/demister/pressurisation system and a courtesy light.

### SAFETY SYSTEMS

A safe load warning device activates both audio and visual signals and locks overloading actions.

Automatic lock of stabilizers and frame levelling when boom exceeds the safety angle.

Safety lock valves are incorporated in all hydraulic cylinders. A reversing bleeder is fitted. Engine cover lock.

Fire extinguisher couplings in the cab. Safety belts.

### BOOM SIDE-SHIFT

A MERLO patented chassis side-shift is fitted allowing  $\pm 110$  mm of carriage side-shift with boom fully retracted or  $\pm 340$  mm if boom is fully extended.

### BOOM

A three section boom made from high yield steel and telescoping on anti-friction externally adjusted pads. The extension cylinder is protected by mounting inside the boom.

### CARRIAGE

A "TAC-LOCK" carriage (for attachment of equipments

from inside the cab), is fitted with two hydraulic service lines making a double acting service.

### PALLET FORKS

1200 mm long, section 130 x 45 mm. Centre to centre fork distances, hand adjustable, from 450 to 1050 mm.

### FRONT STABILIZERS

Hydraulic independent control. In retracted position the best visibility available is obtained, in working position side shifting can still be operated.

### FRAME LEVELLING

A hydraulic activated tilt device allows chassis and boom levelling under any ground conditions. Its action can be combined with that of stabilizers.

### STEERING

Hydraulically powered with wheel automatic resynchronization in case of misalignment.

Three steering modes:

- All wheel steer
- Front wheel only steer
- Crab steer

### ENGINE

Low emission (97/68/CE) 4 cylinder PERKINS 1004-42 Diesel engine with direct injection and water cooling, 61.5 kW at 2400 rpm (ISO 3046/1).

### TRANSMISSION

Hydrostatic closed circuit type with automatic stepless speed regulation.

Inching pedal. Two speed gearbox.

Permanent four wheel drive through differential and hub reduction gears.

Front axle is mounted rigidly, the rear axle oscillates. Dropped hubs of the crown and pinion reduction type for improved ground clearance.

### BRAKES

Hydraulically activated disc brakes on all four wheels, mounted on differential output shafts. Fail-safe parking disc brake hydraulically controlled on main propshaft.

### SERVICE HYDRAULICS

Single axial piston pump at variable delivery, "Load Sensing" control.

Maximum flow: 120 l/min  
Operating pressure: 210 bar  
125 micron "For Life" strainer on suction line  
40 micron filter on return line.

### ELECTRICS

12 V system with 110 Ah battery and 65 A alternator. Full road lighting and flashing beacon.

### CAPACITIES

Hydraulic oil 95 l

Diesel fuel: 155 l

Hydrostatic oil 12 l

Engine oil 8.5 l

Coolant 12 l

### TYRES

16/70-20 14 PR on both axles, mounted on 8 stud disc rims (DIN 74361).

### OPTIONS

Low emission (97/68/CE) Perkins 1004-40T turbo charged engine, 80.4 kW at 2400 rpm (ISO 3046/1) and 40 kph high speed transmission. Air conditioning.

Rear differential lock. Rear PTO.

16/70-20 14 PR semi-industrial profile tyres.

"5 in 1" electronic joystick.

Roof window wiper.

Front screen guard.

Pre-arrangement for mixing shovel.

# MERLO

MERLO UK LTD - Paddocks Headlands Business Park - Salisbury Road  
RINGWOOD - HAMPSHIRE - BH24 3PB - ENGLAND

Tel (01425) 480806/470701 - Fax (01425) 477478 - www.merlo.co.uk

MERLO SPA Industria Metallmeccanica - 12020 S DEFENDENTE DI CERVASCA (CN) - ITALY

Tel + 39 0171-614111 - Fax + 39 0171-614100 - Telex 220236 Merlo I - www.merlo.com - E-mail info@merlo.com



D 78 G

00

D 78 G 0799