



COMPANY
WITH QUALITY MANAGEMENT
SYSTEM CERTIFIED BY DNV
=ISO 9001:2000=

turbo farmer

P 30.9 KT

P 28.9 KT

P 35.7 KT

P 33.7 KT

P 30.7 KT

P 28.7 KT



THE RANGE

TURBOFARMER KT

WITH BOOM SIDE-SHIFT

WITHOUT BOOM SIDE-SHIFT

MODEL		30.7 KT	30.9 KT	35.7 KT	28.7 KT	28.9 KT	33.7 KT
WEIGHT							
Total operating weight (with forks)	kg	6.900	7.250	6.920	6.500	7.050	6.700
PERFORMANCE							
Rated maximum load	kg	3.000	3.000	3.500	2.800	2.800	3.300
Maximum lift height	mm	7.030	9.200	7.030	6.950	8.700	7.180
Maximum forward reach	mm	3.620	5.920	3.620	3.580	5.950	3.710
Lift height at full capacity	mm	7.030	6.200	7.030	6.950	5.500	6.940
Reach at full capacity	mm	1.470	1.800	1.250	1.550	1.800	1.530
Capacity at full forward reach	kg	1.150	600	1.250	1.100	600	1.400
Capacity at full lift height	kg	3.000	2.700	3.500	2.800	1.500	3.000
Tear-out force with 800 l bucket	kg	4.230	4.230	4.230	4.300	4.230	4.300
Drawbar pull	kg	5.850	5.850	5.850	5.330	5.330	5.330
Carriage rotation	deg	140	140	140	140	140	140
Turbo charged engine		EURO 2 Low emission 4 cylinder					
Power		74.5 kW at 2400 rpm					
SPEED							
1st gear	kph	11	11	11	11	11	11
2nd gear	kph	40	40	40	40	40	40

MODEL		30.7 KT	30.9 KT	35.7 KT	28.7 KT	28.9 KT	33.7 KT
A	mm	4.360	4.380	4.360	4.170	4.230	4.180
B	mm	1.010	1.030	1.010	880	960	890
C	mm	2.750	2.750	2.750	2.700	2.700	2.700
D	mm	600	600	600	570	570	570
E	mm	3.920	3.920	3.920	3.960	3.960	3.960
F	mm	480	480	480	565	565	565
H	mm	2.220	2.220	2.220	2.230	2.230	2.230
M	mm	995	995	995	995	995	995
P	mm	2.470	2.470	2.470	2.465	2.465	2.465
R	mm	3.810	3.810	3.810	3.700	3.700	3.700
S	mm	4.570	4.570	4.570	4.740	4.740	4.740
T	mm	3.560	3.560	3.560	3.560	3.560	3.560
Z	mm	850	850	850	850	850	850

FORKS

Floating type with a length of 1200 mm and section 125 x 45 mm. Centre to centre fork distances manually adjusted from between 450 up to 1010 mm.

BRAKES

- Hydraulic service disc brakes are fitted to all four wheels, operating on the differential output shafts.
- A 'Fail-safe' spring-operated, hydraulic release, disc parking brake is fitted to the main transmission output shaft.

ELECTRICS

- 12V system with 100Ah battery and 65A alternator.
- Full road lighting and flashing beacon.

- Standard equipment includes 2 front lights and 1 rear light on the cab.

- Electric cable inside the boom to supply a electric socket (12 V - 10 A) at its end (not on P 28.9 KT and P 30.9 KT).

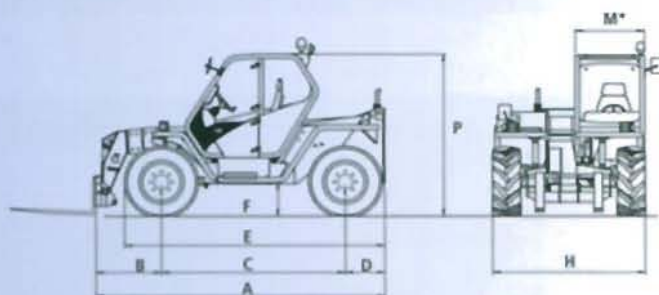
CAPACITIES

- Hydraulic oil: 95 l
- Diesel fuel: 155 l
- Hydrostatic oil: 12 l
- Engine oil: 8,5 l
- Coolant: 12 l

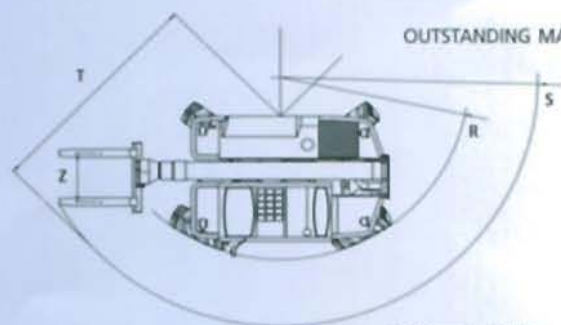
TYRES

40S/70-24 14PR on both axles.

DIMENSIONS



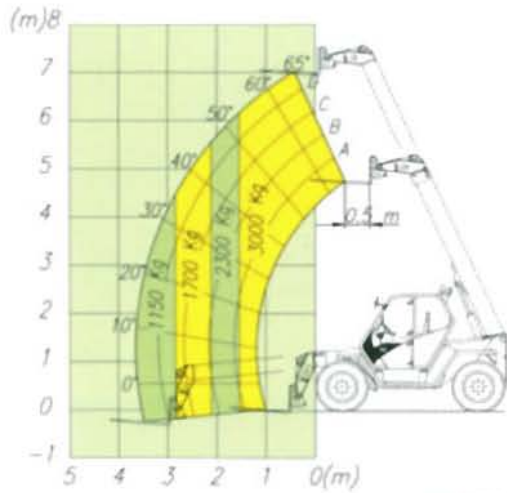
OUTSTANDING MANOEUVRABILITY



FEATURES AND OPTIONS

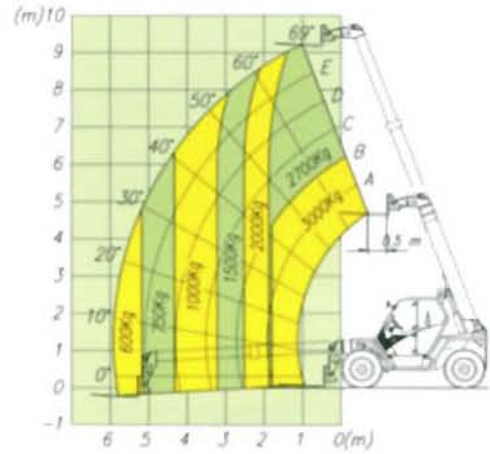
	Standard	Option
Working lights on the cab	✓	
Turbo charged engine with speed up to 40 kph	✓	
Pneumatic seat		✓
Rear differential lock		✓
Prearrangement for attachments requiring two hydraulic services (es. feeding bucket)		✓
Air conditioning		✓
17.5LR24 radial tyres		✓
Rear PTO		✓

P 30.7 KT



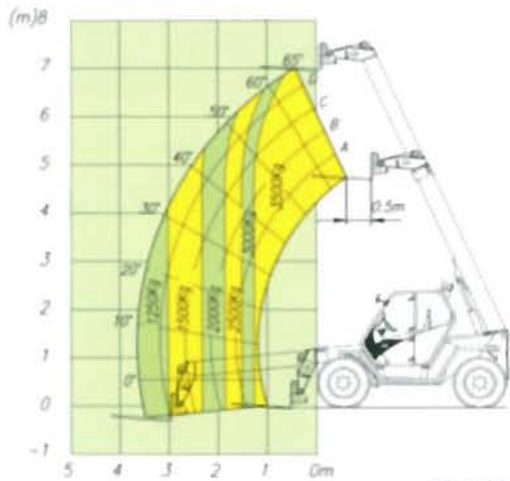
EN 1459/B

P 30.9 KT



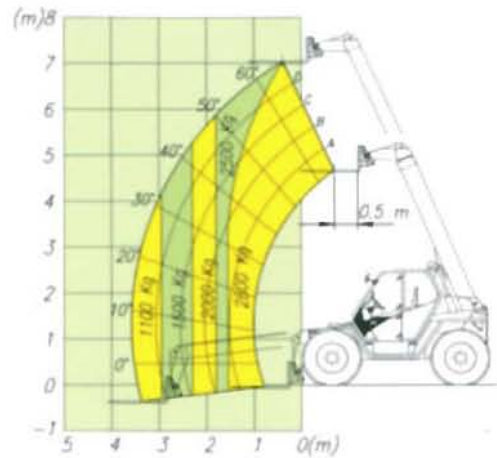
EN 1459/B

P 35.7 KT



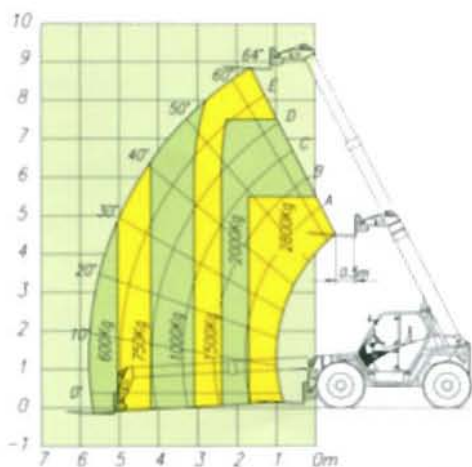
EN 1459/B

P 28.7 KT



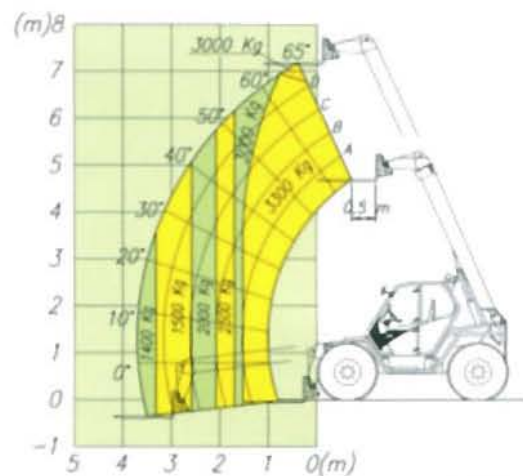
EN 1459/B

P 28.9 KT



EN 1459/B

P 33.7 KT



EN 1459/B