



THE EUROPEAN LEADER IN HANDLER DESIGN



- PANORAMIC 360° VISIBILITY
- THREE MODE STEERING
- HYDROSTATIC DRIVE WITH INCHING PEDAL
- INDEPENDENT STABILIZERS
- BOOM SIDE-SHIFT
- REMOTE LOCKING OF ATTACHMENTS
- 84 HP OR 114 HP PERKINS ENGINE
- FRAME LEVELLING
- DOUBLE ACTION CONTROLS
- HIGH GROUND CLEARANCE
- LUXURY 'SILENT BLOCK MOUNTED' CAB

- 3000 Kg CAPACITY
- 12.16 m LIFT HEIGHT
- 8.13 m OUTREACH
- LOW CENTRE OF GRAVITY
- UPTO 40 K.P.H. ROAD SPEED

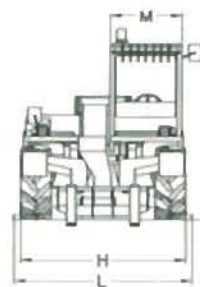
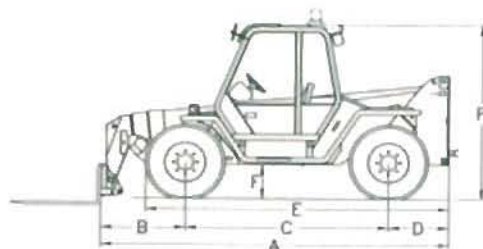
**ALL WITHIN
A RING
OF STEEL**



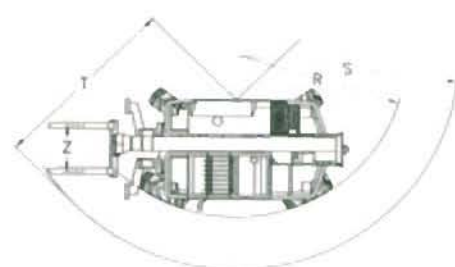
PANORAMIC P 30.12 EVS

A	mm	5005
B	mm	1440
C	mm	2750
D	mm	815
E	mm	4100
F	mm	480
H	mm	2220
L	mm	2400
M	mm	930
P	mm	2440
R	mm	3920
S	mm	4940
T	mm	3900
Z	mm	850

DIMENSIONS



OUTSTANDING MANOEUVRABILITY



WEIGHTS

Machine weights with forks kg 8560

PERFORMANCES

Max. lift capacity kg 3000
 Max. lift height mm 12160
 Max. reach mm 8120
 Max. height at full capacity mm 12160
 Max. reach at full capacity mm 3450
 Max. capacity at full height kg 3000
 Max. capacity at full reach kg 750
 Tear-out force with 800 lt bucket (SAE J732/80) kg 4830
 Drawbar pull kg 5850
 Carriage rotation deg 140

OPERATING TIMES

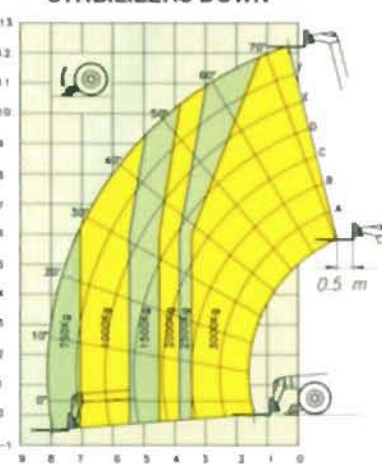
Boom lift sec 10.5
 Boom lower sec 12
 Boom extend sec 15
 Boom retract sec 13
 Full carriage tilt sec 5
 800 lt bucket dump sec 1.5

TRAVEL SPEED

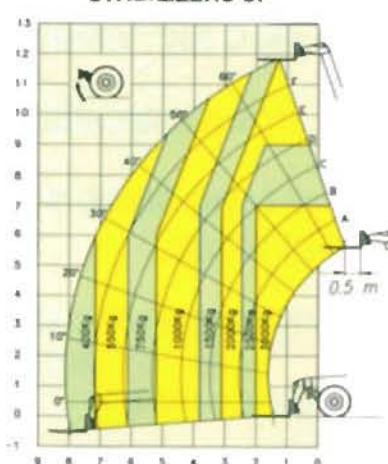
1st gear kph 7
 2nd gear kph 24

P 30.12 EVS

STABILIZERS DOWN



STABILIZERS UP



Lift capacities at 500 mm load centre (FEM 4001r)

OPERATOR'S CAB

Structure complies with EEC directives 86/295 (ROPS) and 86/296 (FOPS). The cab is mounted on rubber antivibration blocks and fitted with noise dampening panels. Front screen is fitted with a wiper and can be opened for additional ventilation. Boom and carriage are operated by "2 in 1" joystick levers. Instrumentation includes: Tachometer/Revolution counter, hour meter, fuse box, check-control panel showing blocked engine air filter, hydrostatic oil level and temperature, engine oil pressure, coolant temperature, parking brake warning light. Centralized pressure test gauge. Also as standard is a cab heater/demister/pressurisation system and a courtesy light.

SAFETY SYSTEMS

A safe load warning device activates both audio and visual signals and locks overloading actions. Automatic lock of stabilizers and frame levelling when boom exceeds the safety angle. Safety lock valves are incorporated in all hydraulic cylinders. A reversing bleeder is fitted and an audible warning is given if the handbrake is left on. Remote engine hood lock.

BOOM SIDE-SHIFT

A MERLO patented chassis side-shift is fitted allowing +/- 110 mm of carriage side-shift with boom fully retracted or +/- 330 mm if boom is fully extended.

BOOM

A three section boom made from high yield steel and telescoping on anti friction externally adjusted pads. The double extension cylinder is protected by mounting inside the boom.

CARRIAGE

A "TAC-LOCK" carriage (for attachment of equipments from inside the cab), is fitted with two hydraulic service

lines making a double acting service.

PALLET FORKS

1200 mm long, section 130 x 45 mm. Centre to centre fork distances, hand adjustable, from 450 to 1050 mm.

FRONT STABILIZERS

Hydraulic independent control. In retracted position the best visibility available is obtained; in working position side shifting can still be operated.

FRAME LEVELLING

A hydraulic activated tilt device allows chassis and boom levelling under any ground conditions. Its action can be combined with that of stabilizers.

STEERING

Hydraulically powered, three modes:
 - All wheel steer
 - Front wheel only steer
 - Crab steer

ENGINE

4 cylinder PERKINS 1004-4 Diesel engine with direct injection and water cooling 62 kW (84 Hp) at 2400 rpm (DIN 70020).

TRANSMISSION

Hydrostatic closed circuit type with automatic stepless speed regulation. Inching pedal. Two speed gearbox. Permanent four wheel drive through differential and hub reduction gears. Front axle is mounted rigidly, the rear axle oscillates. Dropped hubs of the crown and pinion reduction type for improved ground clearance.

BRAKES

Hydraulically activated disc brakes on all four wheels, mounted on differential output shafts.

Mechanical parking disc brake, self adjusting, on main propshaft.

SERVICE HYDRAULICS LOAD-SENSING

Single axial piston pump at variable delivery, "LOAD-SENSING" control. Maximum flow: 120 l/min. Operating pressure: 210 bar. 125 micron "FOR LIFE" strainer on suction line. 40 micron filter on return line.

ELECTRICS

12 V system with 110 Ah battery and 65 A alternator. Full road lighting and flashing beacon.

CAPACITIES

Hydraulic oil : 95 l - Diesel fuel: 155 l
 Hydrostatic oil : 8 l - Engine oil : 7.5 l
 Coolant: 12.5 l

TYRES

16/70 x 20" 10 PR. Mounted on 8 stud disc rims (DIN 70361).

OPTIONS

A wide range of options includes:
 Turbo charged engine 84 kW (114 HP) at 2400 rpm (DIN 70020) and 40 kph high speed transmission. Rear differential lock. Rear PTO. 16/70 x 20" 14 PR tyres, semi-industrial profile. "4 in 1" electroproportional joystick. Roof window and rear screen wipers. Front screen guard. Pre-arrangement for rear excavator and mixing shovel.

ATTACHMENTS

A comprehensive range of attachments for the construction industry, agriculture and industrial applications is available. Contact your local dealer for details.

MERLO

MERLO UK LIMITED
 82 Christchurch Road - RINGWOOD - HAMPSHIRE - BH24 1DR - ENGLAND
 Tel (0425) 480806 - Fax (0425) 477478
 MERLO SPA Industria Metallmeccanica
 12020 S. DEFENDENTE DI CERVASCA (CN) - ITALY
 Tel + 39 171-85671 - Fax + 39 171-320009 - Telex 220236 MERLO I